

DISTRICT MONTHLY REPORT: JULY 2021

ADMINISTRATIVE:

- 1) No report.

MASTER PLANNING: Action Item Summary List:

- 2021 Goal #1--IR&R Staffing: see **Appendix 1.**
2021 Goal #2--Capital Repairs & Replacement: see **Appendix 2.**
2021 Goal #3--Training & Education Master Plan: see **Appendix 3.**
2021 Goal #4--Community Outreach Plan: see **Appendix 4.**

PUBLIC RELATIONS & COMMUNITY SERVICES:

District monthly WEBSITE contacts: page views: 1,436; visitors: 1,134.

- 1) Chief VanCamp has continued to work with the Thurston County Fire Chiefs' Association and Thurston County Medic One to address the persistent shortage of BLS transport units and long delays for transferring patients at local hospitals; this is a regional and large scale problem.
- 2) The first of a series of community blood drives was held at Station 8-1 on July 29th.

EMERGENCY RESPONSE: Total of 668 calls to date; 587 for 2008-20 average; (see attached **Monthly Call Summary Report Appendix 5**);

- 1) **Type of responses** for the month:

	Fire	ALS	BLS	Pub Sfty	False	Total
2021 In FD8	5	18	56	19	1	99
2021 Total	11	23	63	21	2	120
2020 (Total)	11	73 (Tot EMS)		11	9	104
Average ^{NOTE 1}	10	68 (Tot EMS)		12	3	94

- 2) **Average number of responders-per-incident** for the month:

	Total	Daytime	Night	Weekend
2021	4.3	3.9	4.7	4.5
2020	3.5	2.9	4.0	3.8

- 3) **Performance measures to Target Levels of Service*** for the month/year:

Response Zone	EMS			Fire		
	Total	Meet	Pct	Total	Meet	Pct
Station 8-1	27	21	78%	3	3	100%
Station 8-2	12	2	17%	0	0	0%
Station 8-3	19	17	59%	0	0	0%

Average	EMS			Fire		
	Total	Meet	Pct	Total	Meet	Pct
Avg 2021 To Date	60.1	36.4	60%	2.9	2.7	95%
Avg 2020	59.8	37.3	62%	3.6	3.2	88%
Avg 08-20 ^{NOTE 2}	54.0	34.4	64%	3.5	2.4	70%

*KEY: EMS targets: minimum 2 responders on scene within 8 minutes

Fire targets: minimum 4 responders on scene within 10 minutes

Does not include false alarms, service calls, mutual aid outside District.

NOTE 1: Combination of pre-merger FD7 and FD8, for 2008-2020 (monthly average)

NOTE 2: Combination of pre-merger FD7 and FD8, average for 2008-2020

4) Delayed responses for the month:

FD8	Date	Sta	Time	R/T	Incident Type	Comments	Shift
559	1 Jul 21	83E	17:57	9.42	BLS Fall	Non-emergency response; difficult drive-way access	7
561	2 Jul 21	83A	01:59	9.17	ALS Diabetic	Sta 8-3 unstaffed, response from Sta 8-1	7
565	2 Jul 21	82A	18:54	13.40	BLS Unk Med Prob	Address signage problem	8
577	4 Jul 21	81L	19:19	9.17	BLS Fall	9 min travel time from Sta 8-1	1
580	5 Jul 21	82C	17:53	15.42	BLS Fall	Engine 81 out of position, extended response	
587	8 Jul 21	307	01:17	9.02	ALS CPR	Staged by law enforcement	3
591	9 Jul 21	83G	11:22	9.08	BLS Sick Person	9 min travel time from Sta 8-3	
593	10 Jul 21	83E	11:08	9.25	ALS Syncope	10 min travel time from Sta 8-1; Sta 8-3 not staffed	7
605	11 Jul 21	83G	22:40	10.00	BLS Nosebleed	9 min travel time from Sta 8-3	8
609	12 Jul 21	83G	17:05	13.41	BLS Sick Person	13 min travel time from Sta 8-1; Sta 8-3 not staffed	
610	12 Jul 21	82A	17:37	11.22	BLS Low BP	11 min travel time from Sta 8-1	
614	14 Jul 21	82C	13:10	17.54	ALS Unconscious	Staged by law enforcement	
616	15 Jul 21	83C	22:51	18.04	BLS Neck Pain	AU-83 did not report out on scene (error)	2
620	16 Jul 21	83A	09:41	9.44	ALS ALoC	Arrival not recorded by TComm	
624	17 Jul 21	81L	07:54	10.28	BLSY Patient Assist	10 min travel time from Sta 8-1	5
631	20 Jul 21	81L	00:29	11.27	BLS Fall	11 min travel time from Sta 8-1	7
636	21 Jul 21	82A	23:45	8.54	BLS Welfare Check	7 min travel time from Sta 8-1; non-emergency	8
643	23 Jul 21	82A	12:26	10.21	BLS Assist L/E	Coordinated response with law enforcement	
645	23 Jul 21	81J	15:13	13.47	BLS Fall	Delayed response time from Sta 8-1	
646	23 Jul 21	82A	17:17	10.49	BLS Fall	10-11 min travel time from Sta 8-1	
653	25 Jul 21	83A	02:46	13.03	ALS Unk Med Prob	Coordinated response with law enforcement; from Sta 8-1	3
657	25 Jul 21	82A	14:11	15.08	BLS MVA	13 min travel time from Sta 8-3; E-81 on other call	4
664	28 Jul 21	81F	09:14	11.18	ALS Chest Pain	Access problems at Pleasant Forest gate & drive-way	
665	28 Jul 21	82C	12:32	11.42	BLSY Patient Assist	9 min travel time from Sta 8-1; non-emergency	
667	28 Jul 21	81A	17:51	13.30	BLS Sick Person	Response cancelled then recalled, travel delay	
674	31 Jul 21	83E	10:19	10.27	BLS Unk Med Prob	Unclear information on address	1

IR&R STAFFING LEVELS: Staffing levels for the month:

Staffing Targets by Position:		Station 8-1	Station 8-3	Note
Dayshift	Battalion Chief:	77%		A
	Engine/EMS Company:	100%	45%	B
	Station Staffed:	100%	45%	
Night & Weekend	Battalion Chief:	80%		
	Company Officer:	100%	45%	B
	Engine Company:	100%	45%	B,C
	EMS Company:	100%	75%	D
	Operations Support (Tenders)	65%		E
Total	Summary of Staffing Level for the Month:	100%	75%	D
Total	District Wide Staffing for the Month:	82%		

Notes:

- A) Includes weekday holidays when BC not staffed;
- B) Includes BC assigned as Company Officer if needed;
- C) May be cross-trained/certified staff (e.g. Firefighter-EMT);
- D) Includes minimum target staffing of Aid Unit 83 at Station 8-3; and
- E) Operations Support Program staff for on-call for Driver-Operator & Tender response.

Volunteer Staffing: status for the current month: see **Appendix 6**.

PERSONNEL MANAGEMENT, SAFETY& TRAINING:

1) 3rd Quarter training topics:

- EMS review;
- Ongoing driver-operator training & skills; and
- Map test.

- 2) 3rd Quarter Medic-One OTEP:
 - OTEP for traumatic brain injuries; and
 - OTEP adult CPR.
- 3) Leadership:
 - Accident and “near-miss” forms (self-study Safety Committee minutes);
 - “Mayday” communications and scene safety;
 - Ongoing “acting” staffing for temporary officer vacancies, mentoring; and
 - Operations Team meeting held July 1st; the meeting was held “virtually”.
- 4) Annual requirements:
 - Bloodborne pathogens;
 - Driver’s training;
 - First-aid training & certification (L&I requirement for firefighters);
 - Haz-mat Operations level training/re-certification;
 - Hazard communications “Right to Know”;
 - Hearing protection;
 - Heat & cold stress prevention;
 - Lead awareness;
 - Portable fire extinguishers;
 - Respiratory equipment (PPE);
 - SCBA fit testing;
 - Asbestos awareness; and
 - Technical rescue skills.
- 5) Other:
 - On July 2nd, Chief VanCamp issued an updated *District Procedure 2-01-09 “Non-Secure Scene Staging”* because of planned changes in how local law enforcement agencies planned to respond to non-criminal act incidents. Legislation during the 2020-2021 session produced new laws regarding law enforcement practices at the scene of certain types of circumstances.
 - The District Safety Committee met on July 12th.

PERSONNEL MANAGEMENT, RELATIONS:

- 1) On July 7th, the District responded to a mass-casualty incident that including serious criminal activities. Chiefs VanCamp, LeMay and Clowes met to discuss the event and prepared a plan to follow-up with responders and conduct a post incident review and action session; such session was conducted on July 27th with District, Lacey FD3 and Olympia FD officers.
- 2) Chiefs LeMay and Hall attended a Washington Department of Labor & Industries webinar on potential programs for reductions to workman compensation fees and instituting preventative measures. The District plans to follow-up and participate in the Firefighter Injury and Illness Reduction program. In a related matter, the Board reviewed the draft *District Policy 3-16 “Workers Disability Compensation”* at their July 13th regular meeting.
- 3) With two career members on light duty, assignments have been made for temporary support to the Facilities & Equipment, Health & Safety and Training programs.

EQUIPMENT & FACILITIES:

- 1) Apparatus & Equipment:
 - a. Battalion 82 vehicle (3137), Engine 83 (3130) and Utility 83 (3122) underwent routine servicing during the month.
 - b. On July 8th, Chiefs VanCamp, LeMay and District Secretary Stumpf met with Pacific Office Automation representatives on the status of ongoing projects and administrative needs.

- c. Secretary Stumpf worked with Olympic Telephone (contractor) to determine the source of recent phone problems; part of the problem is the age of the current system (1996).
- d. During the month Chief McBride, Lieutenant DeGagne and Firefighter Stenerson inspected the new fire engine be constructed at the manufacturing plant in Wisconsin; it is planned to be delivered in early August.
- e. During the month, Lieutenant Zvirzdys coordinated the review of sample EMS equipment bags for responder to comment on; the intent is to simplify the storage and reduce weight as needed.

2) Facilities:

- a. On July 20th, Chief VanCamp, Lieutenant Mahoney, and Steve Hatton of HGP Engineers met to discuss planned District facilities projects including Station 8-3 fire protection upgrades/repairs, District Training Center, Station 8-1 septic system upgrades and District Residence upgrades/repairs. The general consensus was that the construction market is still tight and costs/schedules are at a premium, but budgets for the projects will be reviewed and updated in time for the 2022 capital budget process.
- b. Problems have been discovered during the month around the Station 8-3 Annex including electrical and water supply systems. Chief McBride is working to determine the cause of the problems and either fix them or provide a recommendation for more extensive measures.

FINANCIAL: (see also Budget Reports provided by the District Secretary).

Cash Balance	Fund 6680 Operations	Note	Fund 6681 CR&R	Note	Fund 6683 Reserve	Note	Fund 6685 Cap Fac Proj	Note
Beg. 1 Jan 20	\$ 931,802		\$ 883,289		\$ 1,292,090		\$ 1,518,573	
Current Balance	\$ 1,058,823	1,3	\$ 875,549	1,3	\$ 1,297,426	1,3	\$ 2,400,759	1,3
Budget End Bal	\$ 765,300	2,3,4	\$ 1,090,000	2,3,4	\$ 1,313,000	2,3	\$ 1,540,000	2,3

Notes:

- 1: As of 1 August 2021.
- 2: Estimates based upon preliminary tax revenue calculations & fully accounted expensed for remaining budget year.
- 3: Interest rates for current period:
LGIP Pool: 1.74 %
TCIP Pool: 1.81 %.
- 4: Includes transfer of \$286,000 from Fund 6680 to Fund 6681 (November 2021).

Operating Cash Flow: projected for the year: see **Appendix 7**.

Operating Expenditures vs Budget: **Appendix 7a**



2021 District Goal #1 Status Report

July

STATUS:



Not Started



Started



In-Progress



Complete (Project)





Complete-Ongoing (Program)

The District shall achieve 98% District-wide minimum Incident Readiness & Response (IR&R) staffing levels, as identified in the *District Target Levels of Service (TLoS)*.

Achievement of District-wide staffing goal for the month:

JAN	FEB	MAR	APR	MAY	JUN	JUL	AUG	SEP	OCT	NOV	DEC
95%	96%	95%	94%	97%	92%	82%					

- 1)  **Priority #1: The Operations-Training & Safety Team, led by AC LeMay, shall ensure qualified staffing for a minimum of 2 Apparatus Driver-Operators for each shift by December 2021.**
 - NOTE: error in June reporting Board approval of hiring additional career staff, but recruitment & selection process is underway (intended to supplement Apparatus Driver-Operator positions at least for interim period).
 - Apparatus Driver-Operator program has five members enrolled, completing written component.

- 2)  **The Operations-Training & Safety Team, led by AC LeMay, will develop a register for the Resident Responder Program, evaluate & select members (for a target level of 6) and implement shift staffing for Station 8-2 (Johnson Point) by January 2022. This objective will depend upon termination of SARS-COV2 / COVID-19 pandemic special precautions.**
 - Process again delayed due to changes in COVID-19 precautionary measures; work is progressing on preparations for recruitment/staffing and managing of the program (LeMay).
 - Chief McBride working on obtaining bids for repairs to Resident facility.



2021 District Goal #2 Status Report

July

STATUS:



Not Started



Started



In-Progress







Complete (Project)



Complete-Ongoing (Program)

The District will review the Capital Repairs & Replacement (CR&R) Plan and Budget to the optimize apparatus and major equipment replacement schedule to better conform with recently adopted master plans.

- 1)  The Facilities & Equipment Team, led by Chief VanCamp, will review the Plan and provide recommendations for changes to Chief VanCamp by March 2021.
 - Complete.
- 2)  Chief VanCamp will provide a proposed amendment to the CR&R Plan and Budget to the Board by June 2021.
 - Complete.
- 3)  The Facilities & Equipment Team, led by Chief VanCamp, will ensure projects approved for 2021 be initiated and implemented as soon as possible based on each project's schedule.
 - Facilities projects delayed due to high cost and limited availability of construction resources.
- 4)  By August 2021, the Operations-Training & Safety Team, led by AC LeMay, will ensure all relevant District Driver-Operators will be qualified to operate the replacement Type 1 engine (currently scheduled for delivery in June 2021).
 - Training plan in place for expected September commissioning of new apparatus.



2021 District Goal #3 Status Report

July

STATUS:



Not Started



Started



In-Progress






Complete (Project)



Complete-Ongoing (Program)

The District will continue to implement the provisions of the IR&R District Training & Education program.

- 1)  **Priority #2:** The Operations-Training & Safety Team, led by AC LeMay, will develop and implement the initial phase of a comprehensive officer skills maintenance training program (in addition to the existing Officer Development Program) for all existing District officers by June 2021.
 - Officer quarterly training is being conducted, including scene safety and “mayday” procedures.
 - A formal “program” outline is being developed.
- 2)  **Priority #3:** By September 2021, the Operations-Training & Safety Team, led by AC LeMay, will review the current volunteer recruitment, evaluation, selection, orientation and initial training process with respect to
 - a) Ability to meet IR&R staffing requirements;
 - b) Durability from diminishing applicant pools, increasing job performance requirements, need for supervision & mentoring and economic, social and health (e.g. pandemic) conditions; and
 - c) Incentives to increase retention.
 - Review & modification of process is complete; the program will continue to be monitored and adjusted as needed.
 - Current volunteer staffing appears to fall short of IR&R staffing requirements for a variety of reasons, difficult to address (most outside the influence of the District).
- 3)  The Operations-Training & Safety Team, led by AC LeMay, will evaluate the current District Officer Development Program and provide a recommendation for any modifications to Chief VanCamp by December 2021.
 - A pilot ODP is being developed with one member currently enrolled.



2021 District Goal #4 Status Report

July

STATUS:



Not Started



Started



In-Progress



Complete (Project)



Complete-Ongoing (Program)

The District will reach out and inform its citizens and customers through an ongoing public communications program.

- 1) The Executive Team will develop and communicate “subjective” messages focusing on “who we are” and “what our mission is” by March 2021.
 - Complete (ongoing).
- 2) The Executive Team will develop and communicate “objective” messages focusing on direct and indirect impacts/benefits (“outcomes”) to citizens by June 2021.
 - Complete (ongoing).
- 3) The Executive Team will develop and communicate “objective” messages focusing on District resources (people, capital assets, practices) and business efficiency/effectiveness (“inputs”) by September 2021.
 - A basic concept/strategy model has been reviewed by the Board for staffing and financing for 2022-2026; further refinement will help craft the messages for stakeholders. Final adoption of the concept/strategy will hopefully happen on or before September 2021.
- 4) The Executive Team will develop and communicate “subjective” messages focusing on customer expectations and District strategic direction and overall “outcomes” by December 2021.
 - (No further progress during the month).

APPENDIX 5- MONTHLY RESPONSE RECORD

Inc #	Date	Sta Zone	Grid	Location	Alarm Time	Resp Time	Type	Resp	Shift #
556	1 Jul 21	307	K17	719 South Bay Rd NE	07:19	5.30	BLS Unk Med Prob	2	
557	1 Jul 21	81E	H20	6907 Falcon Way NE	09:07	7.01	BLS Medical Alarm	2	
558	1 Jul 21	82A	C18	9505 Johnson Point Lp NE	17:13	N/A	Private Vehicle Fire	3	
559	1 Jul 21	83E	D16	8309 Zangle Rd NE	17:57	9.42	BLS Fall	2	7
560	1 Jul 21	81E	H20	3619 Owl Ln NE	20:34	6.36	Burn Ban Violation	4	7
561	2 Jul 21	83A	G15	4805 Cushman Rd NE #58	01:59	9.17	ALS Diabetic	4	7
562	2 Jul 21	83G	E17	7033 Woodard Bay Rd NE	14:19	5.36	Wires Down	2	
563	2 Jul 21	81F	H19	5801 Hawks Prairie Rd NE	16:17	N/A	BLS MVA	3	
564	2 Jul 21	81C	I16	3333 Friendly Grove Rd NE	16:26	N/A	Burn Ban Violation	2	
565	2 Jul 21	82A	E19	6007 67th Ave NE	18:54	13.40	BLS Unk Med Prob	2	8
566	2 Jul 21	81L	G20	5539 St Charles Lp NE	19:46	6.03	ALS Chest Pain	3	8
567	2 Jul 21	81H	I19	5004 Pleasant Glade Rd NE	20:47	7.17	BLS Unk Med Prob	5	8
568	3 Jul 21	81A	I16	3303 Libby Rd NE	06:25	4.40	BLSY Sick Person	4	9
569	3 Jul 21	307	K17	723 South Bay Rd NE	11:50	5.01	Structure Fire (MA)	4	9
570	3 Jul 21	83A	I16	1743 36th Ave NE	13:33	5.56	ALS Gun Shot Wound	9	9
571	3 Jul 21	307	J17	2015 Meixner St NE	15:03	4.42	ALS Rapid Heart Rate	4	9
572	3 Jul 21	81C	I16	3000 Friendly Grove Rd NE	17:46	3.50	Service Call	5	9
573	3 Jul 21	83A	G15	Indian @ Cushman Rd NE	20:01	4.12	BLS Unk Med Prob	5	9
574	3 Jul 21	83A	F16	2315 66th Ave NE	20:09	7.19	BLS CVA	4	9
575	3 Jul 21	83E	E15	312 73rd Ave NE	21:28	0.00	BLS Trauma	3	9
576	4 Jul 21	83A	G15	4806 Cushman Rd NE #140	18:42	4.33	ALS Rapid Heart Rate	4	1
577	4 Jul 21	81L	G20	7224 50th Ave NE	19:19	9.17	BLS Fall	4	1
578	5 Jul 21	21A	T31	11631 Bald Hills Rd SE	00:03	N/A	Brush Fire	4	1
579	5 Jul 21	81A	I17	2840 27th Ln NE	11:49	5.20	BLSY Patient Assist	2	
580	5 Jul 21	82C	G20	5120 Coppermill Ct NE	17:53	15.42	BLS Fall	2	
581	5 Jul 21	81A	H18	3730 Shincke Rd NE	21:20	3.09	BLS Respiratory Prob	4	2
582	6 Jul 21	83A	G15	4806 Cushman Rd NE #125	00:54	7.20	BLS Fall	3	2
583	6 Jul 21	81L	G20	7301 47th Ave NE	05:47	7.08	ALS CPR	8	2
584	6 Jul 21	81L	G20	7240 Highlands Dr NE	06:26	4.09	BLS Bleeding	5	
585	6 Jul 21	O3E	K18	500 Lilly Rd NE	10:57	7.13	BLS Seizure	3	
586	6 Jul 21	83A	G15	4806 Cushman Rd NE #133	22:13	5.11	BLS Fall	2	3
587	8 Jul 21	307	J17	2306 Dove Ln NE	01:17	9.02	ALS CPR	8	3
588	8 Jul 21	O3E	K17	Phoenix @ Martin Wy NE	14:26	0.59	Brush Fire	3	
589	8 Jul 21	81A	I17	3323 South Bay Rd NE #A	21:30	2.37	BLS Unk Med Prob	4	5
590	9 Jul 21	82A	C19	9230 Johnson Point Rd NE	09:43	0.00	Service Call	2	
591	9 Jul 21	83G	D16	8433 Dana St NE	11:22	9.08	BLS Sick Person	2	
592	9 Jul 21	81A	I17	2839 28th Ln NE	16:51	3.52	BLSY Patient Assist	2	
593	10 Jul 21	83E	E15	6932 Boston Harbor Ext Rd NE	11:08	9.25	ALS Syncope	3	7
594	10 Jul 21	83A	E18	7049 Whitham Rd NE	12:31	6.26	BLS Fall	4	7
595	10 Jul 21	81H	I18	3410 Sleater Kinney Rd NE	12:33	N/A	Burn Ban Violation	3	7
596	10 Jul 21	82A	E19	7535 Johnson Point Rd NE	13:33	6.44	Burn Ban Violation	3	7
597	10 Jul 21	81H	I18	4511 31st Ave NE	16:39	17.33	Burn Ban Violation	4	7
598	10 Jul 21	307	J17	2235 South Bay Rd NE	18:53	3.56	BLS Arm Injury	3	7
599	10 Jul 21	83A	I16	1298 33rd Ave NE	21:29	N/A	BLS Medical Alarm	3	7
600	11 Jul 21	81H	G18	5224 Sleater Kinney Rd NE	11:41	5.15	Smoke Investigation	4	8
601	11 Jul 21	91A	I18	3210 Lilly Rd NE	12:02	3.02	Burn Ban Violation	4	8
602	11 Jul 21	324	K18	605 Woodland Square Lp SE	15:38	3.59	Structure Fire (MA)	6	8
603	11 Jul 21	83A	G16	2310 46th Ave NE	18:49	6.00	ALS Respiratory Prob	2	8
604	11 Jul 21	81F	F19	5602 Johnson Point Rd NE	20:23	N/A	BLS Medical Alarm	4	8
605	11 Jul 21	83G	C16	8549 Island View Ct NE	22:40	10.00	BLS Nosebleed	2	8
606	11 Jul 21	83A	G15	4806 Cushman Rd NE #125	23:24	4.55	ALS Possible CVA	2	8
607	12 Jul 21	81H	H18	3700 Sleater Kinney Rd NE	09:19	3.30	BLS Possible CVA	5	
608	12 Jul 21	82A	E19	6910 Diann St NE	16:53	7.58	ALS Seizure	4	
609	12 Jul 21	83G	C18	3636 Lovejoy Ct NE	17:05	13.41	BLS Sick Person	5	
610	12 Jul 21	82A	B19	9610 Cascade Lp NE	17:37	11.22	BLS Low BP	5	

APPENDIX 5- MONTHLY RESPONSE RECORD

Inc #	Date	Sta Zone	Grid	Location	Alarm Time	Resp Time	Type	Resp	Shift #
611	13 Jul 21	81A	I18	3630 34th Ln NE	04:07	4.31	BLS Fall	4	9
612				(Dispatcher Error)					
613	14 Jul 21	83A	G15	4806 Cushman Rd NE #103	11:58	7.23	BLS Fall	4	
614	14 Jul 21	82C	E20	7230 Puget Beach Rd NE	13:10	17.54	ALS Unconscious	4	
615	14 Jul 21	81F	H19	5737 Middleridge Ct NE	14:23	6.07	BLS Sick Person	4	
616	15 Jul 21	83C	G16	5303 Libby Rd NE	22:51	18.04	BLS Neck Pain	2	2
617	15 Jul 21	83C	G17	4720 Libby Rd NE	15:55	4.32	ALS Seizure	3	
618	15 Jul 21	82A	E19	5035 70th Ave NE	16:47	8.06	ALS Chest Pain	3	
619	15 Jul 21	307	J17	1633 South Bay Rd NE	23:13	7.03	Burn Ban Violation	4	3
620	16 Jul 21	83A	H16	4115 Baker Ames Rd NE	09:41	9.44	ALS ALoC	2	
621	16 Jul 21	83A	I16	1203 36th Ave NE	19:40	4.16	BLSY Patient Assist	3	4
622	16 Jul 21	307	K16	Pine @ Wilson St NE	21:46	12.32	BLS Assault	4	4
623	17 Jul 21	83E	E15	6741 Boston Harbor Rd NE	04:07	8.26	BLS Fall	3	4
624	17 Jul 21	81L	G20	5539 St Charles Lp NE	07:54	10.28	BLSY Patient Assist	2	5
625	17 Jul 21	81C	H16	3825 Libby Rd NE	22:13	N/A	Brush Fire	2	5
626	17 Jul 21	82A	F19	6217 Puget Rd NE	22:31	7.38	BLS Breathing Prob	2	5
627	18 Jul 21	83A	H15	300 39th Ave NE	15:37	7.26	BLS Fall	3	6
628	19 Jul 21	307	J17	3039 Lindell Rd NE	11:00	6.44	BLSY Patient Assist	3	
629	19 Jul 21	81B	H17	3619 Shincke Rd NE	18:38	2.13	BLSY Patient Assist	3	7
630	19 Jul 21	307	I17	South Bay @ 24th Ave NE	19:44	4.07	Brush Fire	7	7
631	20 Jul 21	81L	G20	6718 Prairie Ridge Dr NE	00:29	11.27	BLS Fall	3	7
632	20 Jul 21	307	J17	1524 South Bay Rd NE	01:02	8.46	ALS Chest Pain	2	7
633	20 Jul 21	307	J17	2319 South Bay Rd NE	07:46	7.00	Smoke Investigation	3	
634	20 Jul 21	81F	H19	Hawks Prairie @ South Bay Rd NE	16:43	5.06	BLS MVA	3	
635	20 Jul 21	81A	F17	Chehalis Western @ Woodard Bay Rd NE	19:48	6.48	BLS Shoulder Injury	7	8
636	21 Jul 21	82A	E19	4931 68th Ave NE	23:45	8.54	BLS Welfare Check	4	8
637	21 Jul 21	81F	H19	3645 Hollywood Dr NE	11:27	5.28	BLS Breathing Prob	2	
638	21 Jul 21	307	K17	2725 12th Ave NE	20:29	5.01	BLS Trauma	4	9
639	22 Jul 21	81E	I20	3131 Bonanza Dr NE	07:27	N/A	BLS Fall	2	
640	22 Jul 21	81F	I19	5214 Vine Ct NE	12:22	5.32	Appliance Fire	5	
641	22 Jul 21	81L	G20	5137 Blacktail Ct NE	12:49	N/A	ALS Chest Pain	2	
642	22 Jul 21	81L	G20	5137 Blacktail Ct NE	13:01	0.00	ALS Chest Pain	2	
643	23 Jul 21	82A	D19	8100 Johnson Point Rd NE	12:26	10.21	BLS Assist L/E	3	
644	23 Jul 21	83E	E15	6927 Boston Harbor Rd NE	13:25	12.40	Smoke Investigation	3	
645	23 Jul 21	81J	I16	1508 26th Ave NE	15:13	13.47	BLS Fall	3	
646	23 Jul 21	82A	C19	9144 Gallea St NE	17:17	10.49	BLS Fall	3	
647	23 Jul 21	81E	H20	3615 Owl Ln NE	17:47	N/A	Burn Ban Violation	3	
648	23 Jul 21	83A	H15	4104 Gull Harbor Rd NE	18:17	4.18	Burn Ban Violation	4	2
649	24 Jul 21	82A	D19	7712 Taryn Ln NE	22:12	12.01	Fire Alarm Activation	3	3
650	24 Jul 21	83A	I16	1426 33rd Ave NE	22:45	N/A	BLS Mental Prob	2	3
651	25 Jul 21	81A	I17	2905 Lilly Rd NE	23:10	4.17	Structure Fire	7	3
652	25 Jul 21	81L	F21	7836 61st Ave NE	00:15	11.45	Wires Down	2	3
653	25 Jul 21	83A	I16	1426 33rd Ave NE	02:46	13.03	ALS Unk Med Prob	5	3
654	25 Jul 21	81A	I17	2905 Lilly Rd NE	10:53	0.00	Service Call	4	4
655	25 Jul 21	82A	D19	7712 Taryn Ln NE	11:01	12.01	Service Call	4	4
656	25 Jul 21	307	J16	2206 20th Ave NE	13:48	7.51	ALS Chest Pain	4	4
657	25 Jul 21	82A	E19	76th @ Johnson Point Rd NE	14:11	15.08	BLS MVA	4	4
658	26 Jul 21	81A	I17	3422 South Bay Rd NE	09:33	3.11	Private Vehicle Fire	4	
659	26 Jul 21	83A	I15	700 36th Ave NE	13:58	4.40	BLS MVA	3	
660	26 Jul 21	81L	G20	7240 Highlands Dr NE	15:29	4.12	BLS Fall	2	
661	27 Jul 21	1A11	Z10	183rd @ Case Rd SW	16:19	5.37	Brush Fire	1	
662	26 Jul 21	81E	H20	3804 Eagle Dr NE	20:49	6.33	BLS Fall	3	5
663	27 Jul 21	307	J17	1922 Meixner St NE	23:04	7.58	Fire Alarm Activation	4	6
664	28 Jul 21	81F	G19	4922 Puget Rd NE #63-7	09:14	11.18	ALS Chest Pain	2	
665	28 Jul 21	82C	F21	7520 Sandy Point Rd NE	12:32	11.42	BLSY Patient Assist	4	

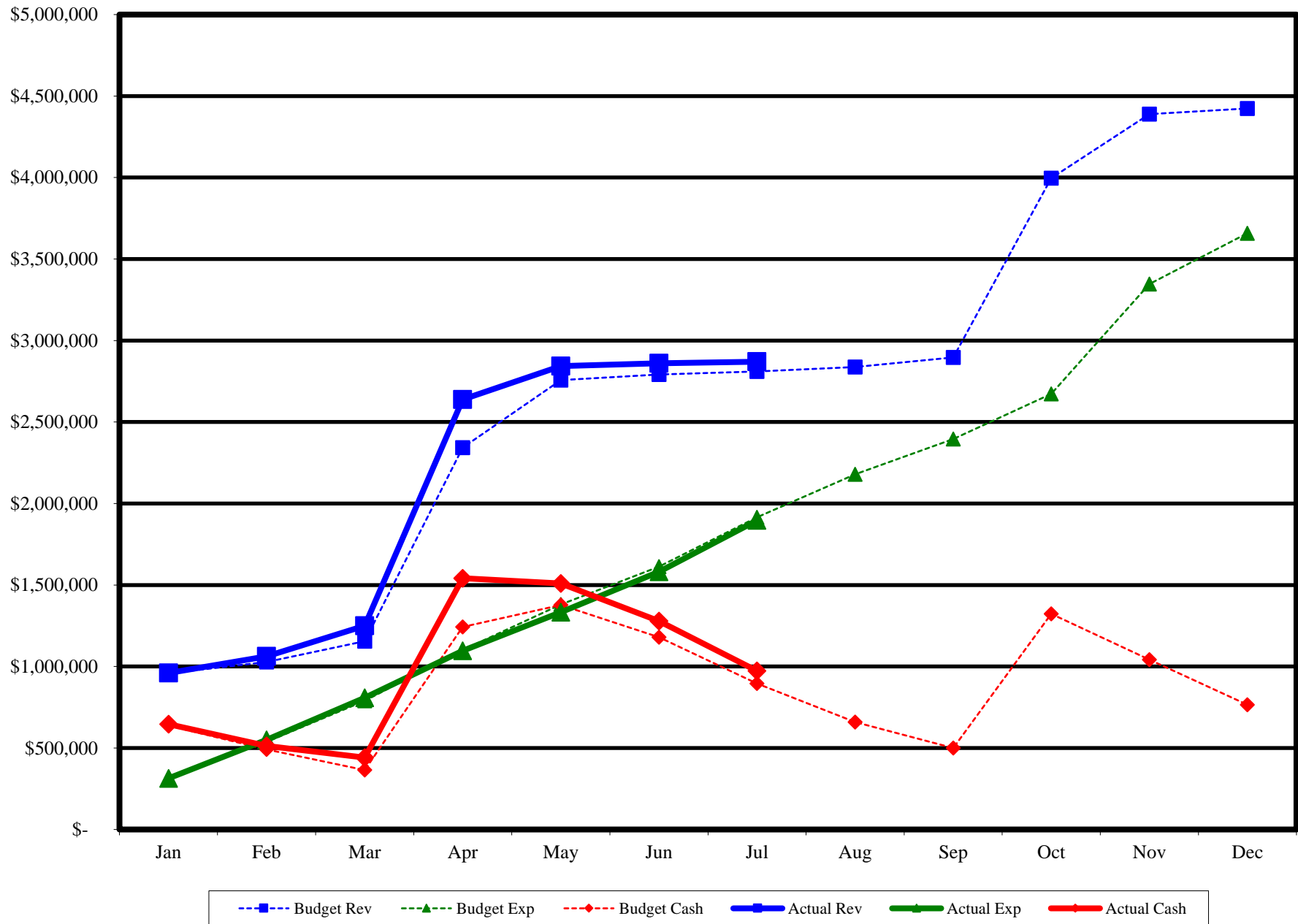
APPENDIX 5- MONTHLY RESPONSE RECORD

Inc #	Date	Sta Zone	Grid	Location	Alarm Time	Resp Time	Type	Resp	Shift #
666	28 Jul 21	81A	G18	5542 Meadowood Ln NE	17:41	N/A	BLS Bleeding	3	
667	28 Jul 21	81A	G18	5542 Meadowood Ln NE	17:51	13.30	BLS Sick Person	3	
668	29 Jul 21	81A	I17	2905 Lilly Rd NE	12:26	N/A	(Not Emergency)	3	
669	30 Jul 21	83A	H15	300 39th Ave NE	00:31	8.12	BLS MVA	2	8
670	30 Jul 21	83A	G16	4836 Boston Harbor Rd NE	11:40	7.32	BLS Syncope	2	
671	30 Jul 21	307	J16	2415 26th Ave NE	23:18	5.32	BLSY Patient Assist	4	9
672	31 Jul 21	83A	G16	2302 46th Ave NE	01:57	7.37	ALS Heart Problem	6	9
673	31 Jul 21	317	J22	8570 Martin Way E	08:39	5.28	ALS Unk Med Prob	3	1
674	31 Jul 21	83E	E15	312 73rd Ave NE	10:19	10.27	BLS Unk Med Prob	3	1
675	31 Jul 21	82A	D19	Baird @ 78th Ave NE	13:24	9.37	Smoke Investigation	4	1
676	31 Jul 21	82A	C19	9200 Baird Rd NE	15:02	0.00	Smoke Investigation	7	1

MONTHLY REPORT APPENDIX 6: VOLUNTEER STAFFING REPORT

NAME	RANK/STATUS	SHIFT/DATE	NAME	RANK/STATUS	SHIFT/DATE	NAME	RANK/STATUS	SHIFT/DATE
Armstrong, Walker	OSP		Gormley, Robert	Lieutenant	9	Perry, Andrew	EMT	7
Bahr, Michaela	EMT/FF	5	Harn, Jakob	FF	8	Petersen, Lisa	Resigned	4/28/2021
Bain, Tyler	FF/EMT	2	Hayes, Dale	FF/EMT/AO	4	Poole, James	FF/AO	6
Barnett, Cody	FF	2	Henson, Ronald C	Receptionist		Powell, Shelby	LoA	6/25/2021
Bourque, Mitch	FF/EMT	4	Johnson, Jacob	Resigned	7/9/2021	Prine, Don	OSP	
Brandt, Robert	FF/EMT	5	Kraft, Bethany H	FF/EMT	6	Robinette, Les	LoA	9/18/2020
Bushaw, Bladden M	FF/EMT	3	Kramer, Gavin	FF	9	Rubadue, Brock	FF	4
Carlton, Susan E	Receptionist		Kubiak, Cody	FF	1	Schneegas, Sean	FF	1
Chapman, Cody R	FF/EMT	8	Lacy, Ben	FF/EMT	2	Sheller, Elliot	LoA	7/26/2021
Clemens, Jonathan	EMSO		LaDue, Chris	LT	2, 6	Sherman, Jauni	Resigned	4/19/2021
Cochran, Ann	Receptionist		Langer, Emilie	recruit		Stenerson, Ian	FF/AO	3
Dicke, Ben	FF/AO	8	Lara, Leroy	Resigned	4/16/2021	Stewart, Christopher	FF/AO	4
Dixon, Robert	FF	7	Lee, Michael	Resigned	5/12/2021	Sullivan, Amber	FF/EMT	5
Dodge, David	Lieutenant	4	Leyva, Travis	FF/EMT	5	Tomal, Torrey	Recruit	
Estrada, Diana	LoA	2/10/2021	Lindwall, Desiree	FF/EMT	7	Toth, Terry	LoA	6/30/2021
Fass, Bonnie	Receptionist		Liukkonen, David	LoA	7/28/2020	Valdez, Christian	LoA	7/16/2021
Fitzgerald, Tara	FF/EMT	1	McCann, Dustin	FF/AO	4	Van Kirk, Nick	FF/EMT	3
Freed, Richard	FF	9	McCosh, Devin	LoA	6/30/2021	Williams, Tom	LoA	11/3/2020
Frost, Shane	Resigned	3/11/2021	Meyers, Raymond	recruit-hold		Wrinkle, Gregory	FF	9
Frymire, Nicholas	FF	6	Milligan, Nicholas	FF/EMT	3	Youngs, John	FF/EMT/AO	9
Gettle, Eric James	FF/EMT	1	Mize, Art	Chaplain		Zimmerman, Jacob	Resigned	2/2/2021
Gill, Patricia Ann	Receptionist		Morgan, Jennifer	LoA	2/6/2021	Zolman, Reagan	LoA	10/25/2020
						Zopolis, James P	Receptionist	
						Zvirzdys, Joshua	Resigned	7/30/2021

APPENDIX 7 - 2021 BUDGET VS ACTUAL, CASH BALANCE



APPENDIX 7A -- MONTHLY OPERATING EXPENDITURE VS BUDGET

